

Frequency Tables¹
JOB APPROVAL

Governor Rauner

I would like for you to tell me how Governor Bruce Rauner is doing his job. Do you strongly approve, somewhat approve, somewhat disapprove, or strongly disapprove of the job Governor Rauner is doing?

Response	Percent (n=1000)
Approve	35.8%
<i>Strongly approve</i>	11.1%
<i>Somewhat approve</i>	24.7%
Neither	1.5%
Disapprove	58.3%
<i>Somewhat disapprove</i>	19.7%
<i>Strongly disapprove</i>	38.6%
Other/Don't know (not read)	4.4%

Speaker Madigan

Now, I'd like for you to tell me how well Speaker of the Illinois House of Representatives Michael Madigan is going his job?

Response	Percent (n=1000)
Approve	25.8%
<i>Strongly approve</i>	5.4%
<i>Somewhat approve</i>	20.4%
Neither	1.6%
Disapprove	61.4%
<i>Somewhat disapprove</i>	17.7%
<i>Strongly disapprove</i>	43.7%
Other/Don't know (not read)	11.2%

¹ Values are rounded and may not sum to 100%.

Senate President Cullerton

Next, I'd like for you to tell me how well Illinois Senate President John Cullerton is doing his job.

Response	Percent (n=1000)
Approve	25.3%
<i>Strongly approve</i>	3.6%
<i>Somewhat approve</i>	21.7%
Neither	3.7%
Disapprove	38.7%
<i>Somewhat disapprove</i>	19.9%
<i>Strongly disapprove</i>	18.8%
Other/Don't know (not read)	32.3%

Illinois Senate Leader Radogno

Next, I'd like for you to tell me how well Illinois Senate Leader Christine Radogno is doing her job.

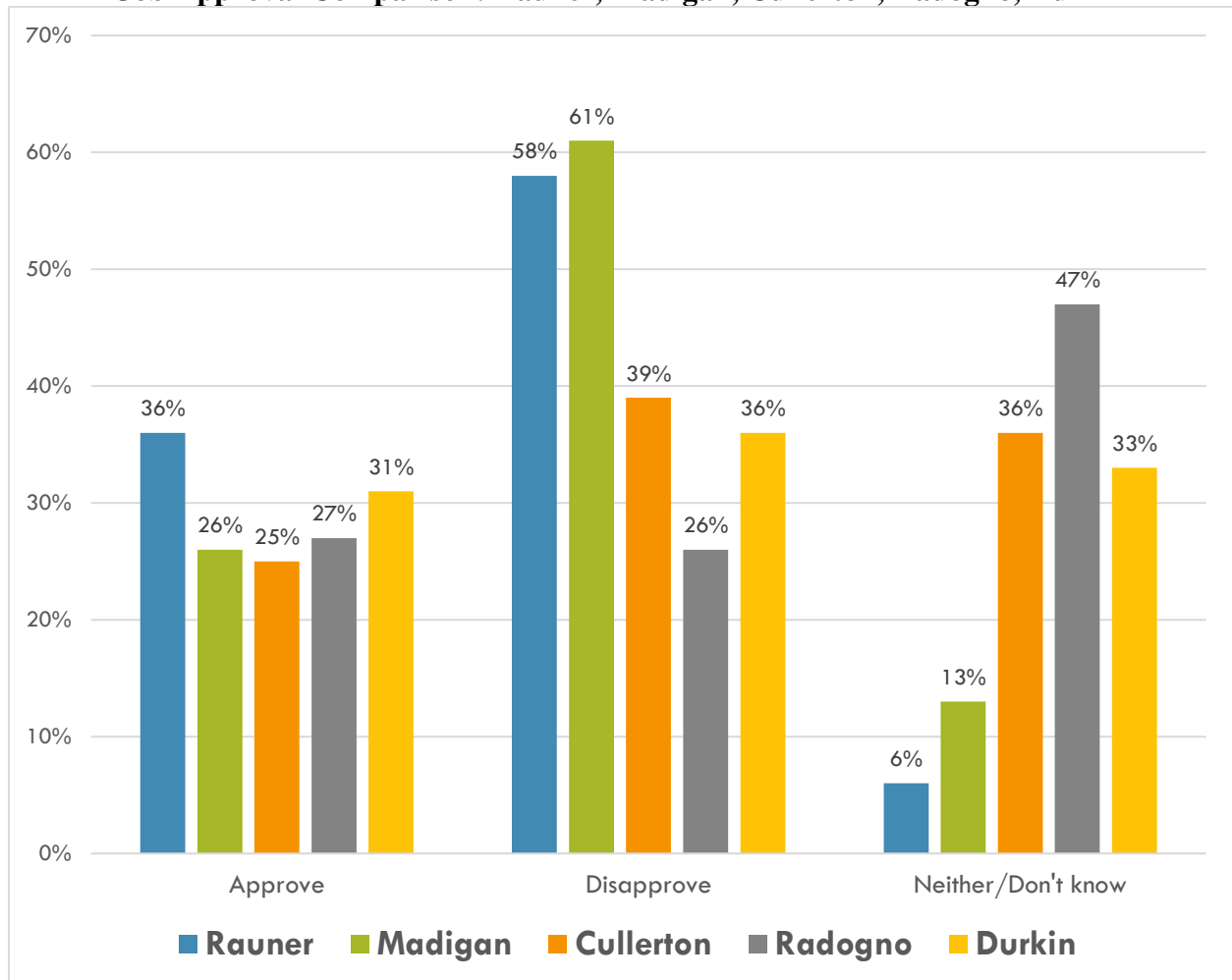
Response	Percent (n=1000)
Approve	27.1%
<i>Strongly approve</i>	3.6%
<i>Somewhat approve</i>	23.5%
Neither	2.7%
Disapprove	25.6%
<i>Somewhat disapprove</i>	15.4%
<i>Strongly disapprove</i>	10.2%
Other/Don't know (not read)	44.6%

Illinois House Leader Durkin

Lastly, I'd like for you to tell me how well Illinois House Leader Jim Durkin is doing his job.

Response	Percent (n=1000)
Approve	31.1%
<i>Strongly approve</i>	4.7%
<i>Somewhat approve</i>	26.4%
Neither	4.0%
Disapprove	35.7%
<i>Somewhat disapprove</i>	20.8%
<i>Strongly disapprove</i>	14.9%
Other/Don't know (not read)	29.2%

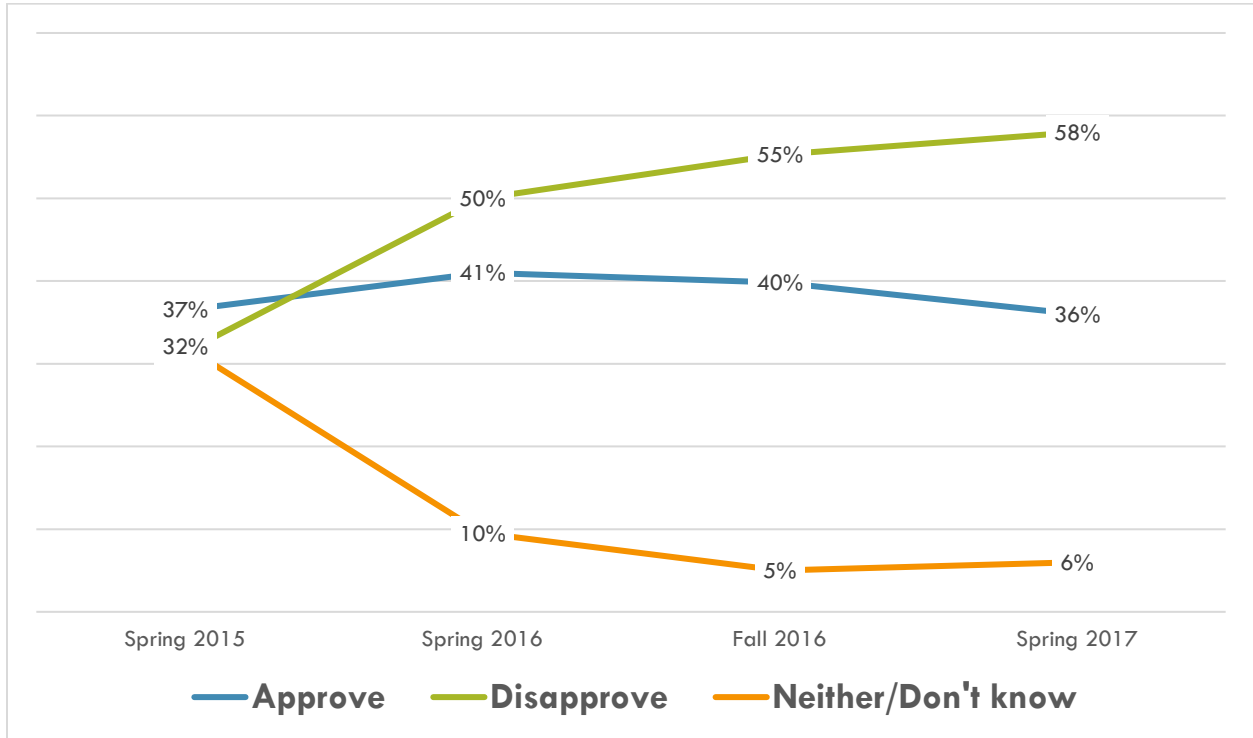
Job Approval Comparison: Rauner, Madigan, Cullerton, Radogno, Durkin



Demographic Crosstabs and Historical Trends

JOB APPROVAL

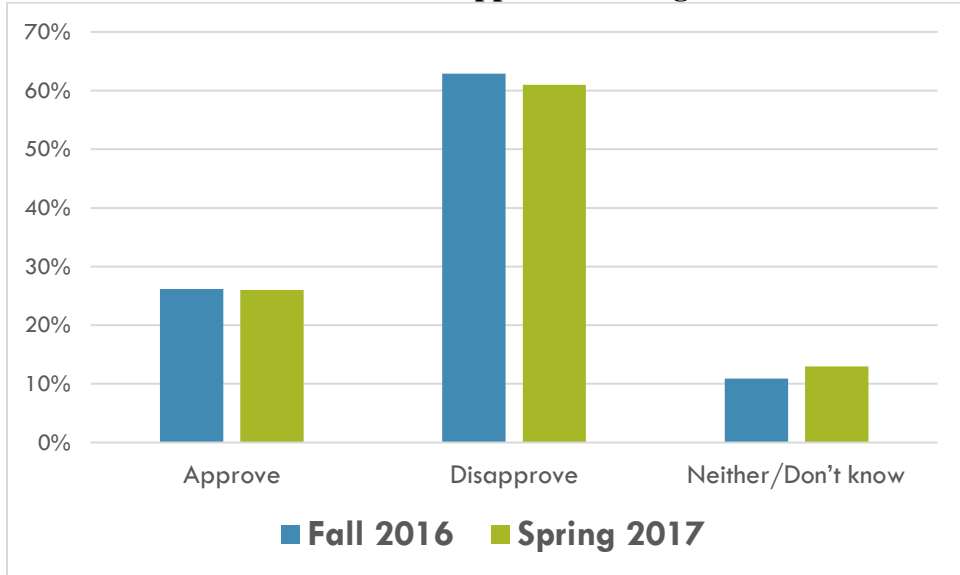
GOVERNOR RAUNER Historical Job Approval: Rauner



Rauner by AREA

	Chicago City	Chicago Suburbs	Downstate
Approve	31.0%	36.6%	37.7%
Disapprove	63.5%	57.8%	55.7%
Neither/Don't know	5.5%	5.6%	6.7%

SPEAKER MADIGAN
Historical Job Approval: Madigan



Madigan by AREA

	Chicago City	Chicago Suburbs	Downstate
Approve	28.0%	26.6%	23.0%
Disapprove	60.0%	60.2%	64.3%
Neither/Don't know	12.0%	13.2%	12.7%